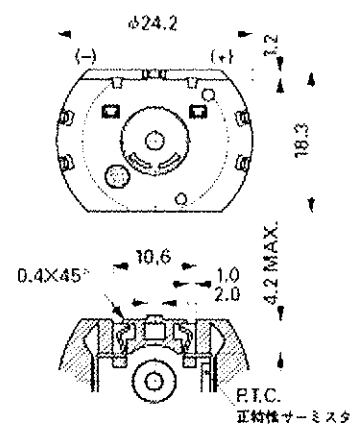
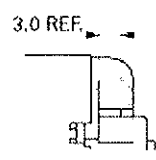
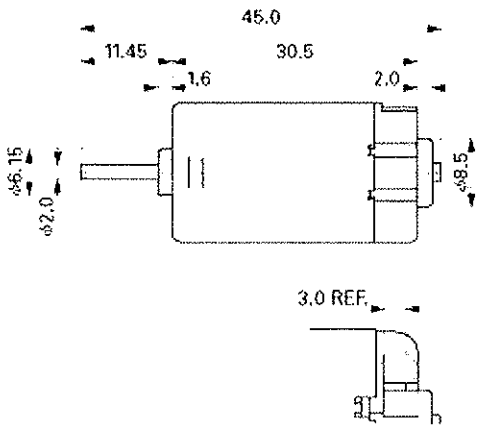
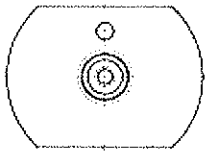


FC-280PT-20150

MODEL	VOLTAGE		NO LOAD		AT MAXIMUM EFFICIENCY			STALL		
	OPERATING RANGE	NOMINAL V	SPEED r/min	CURRENT A	SPEED r/min	CURRENT A	TORQUE mN·m g·cm	OUTPUT W	TORQUE mN·m g·cm	CURRENT A
20150	8 - 15	12	11800	0.081	10310	0.56	4.14 42.2	4.47	32.9 335	3.90

DIRECTION OF ROTATION



UNIT: MILLIMETERS